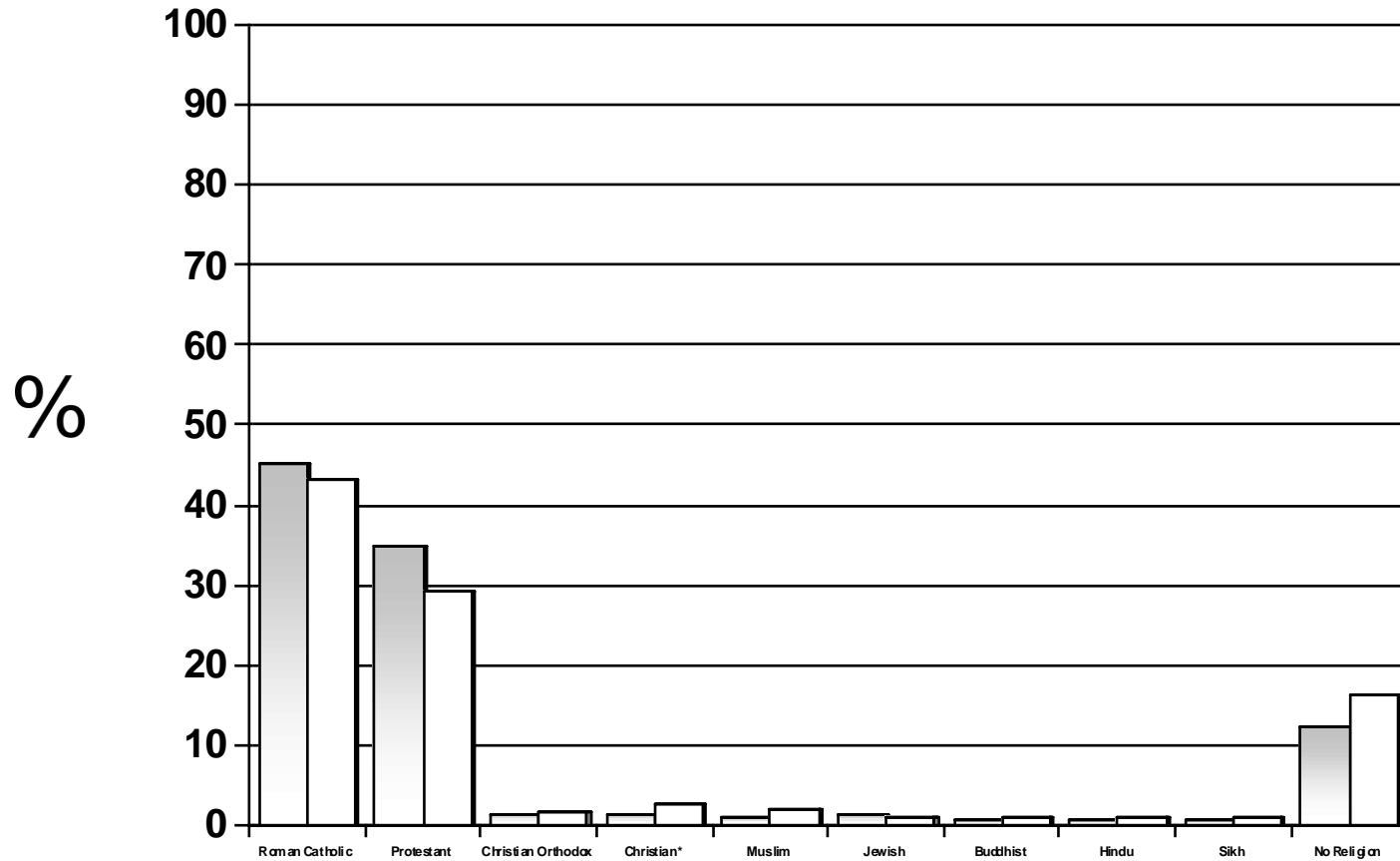




[Search the Canadian Stats Data Booklet](#)

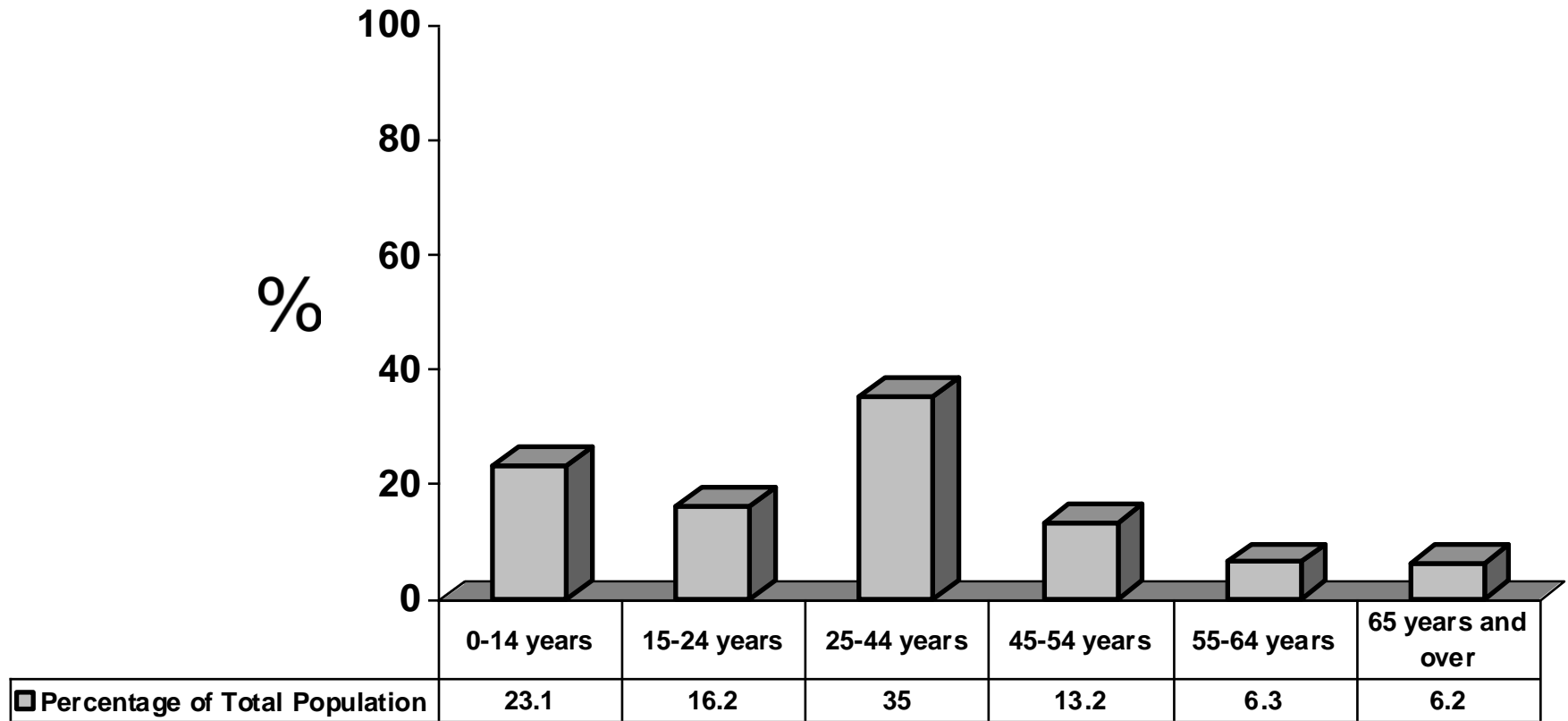
**Fig. 1.0**  
**A Comparison of the Major Religious Denominations in Canada, 1991 and 2001**



	Roman Catholic	Protestant	Christian Orthodox	Christian*	Muslim	Jewish	Buddhist	Hindu	Sikh	No Religion
□ 1991	45.2	34.9	1.4	1.3	0.9	1.2	0.6	0.6	0.5	12.3
□ 2001	43.2	29.2	1.6	2.6	2	1.1	1	1	0.9	16.2

**Reported Christian, as well as Apostolic, Born-Again, and Evangelical**  
**Source – 2001 Canadian Census Data**

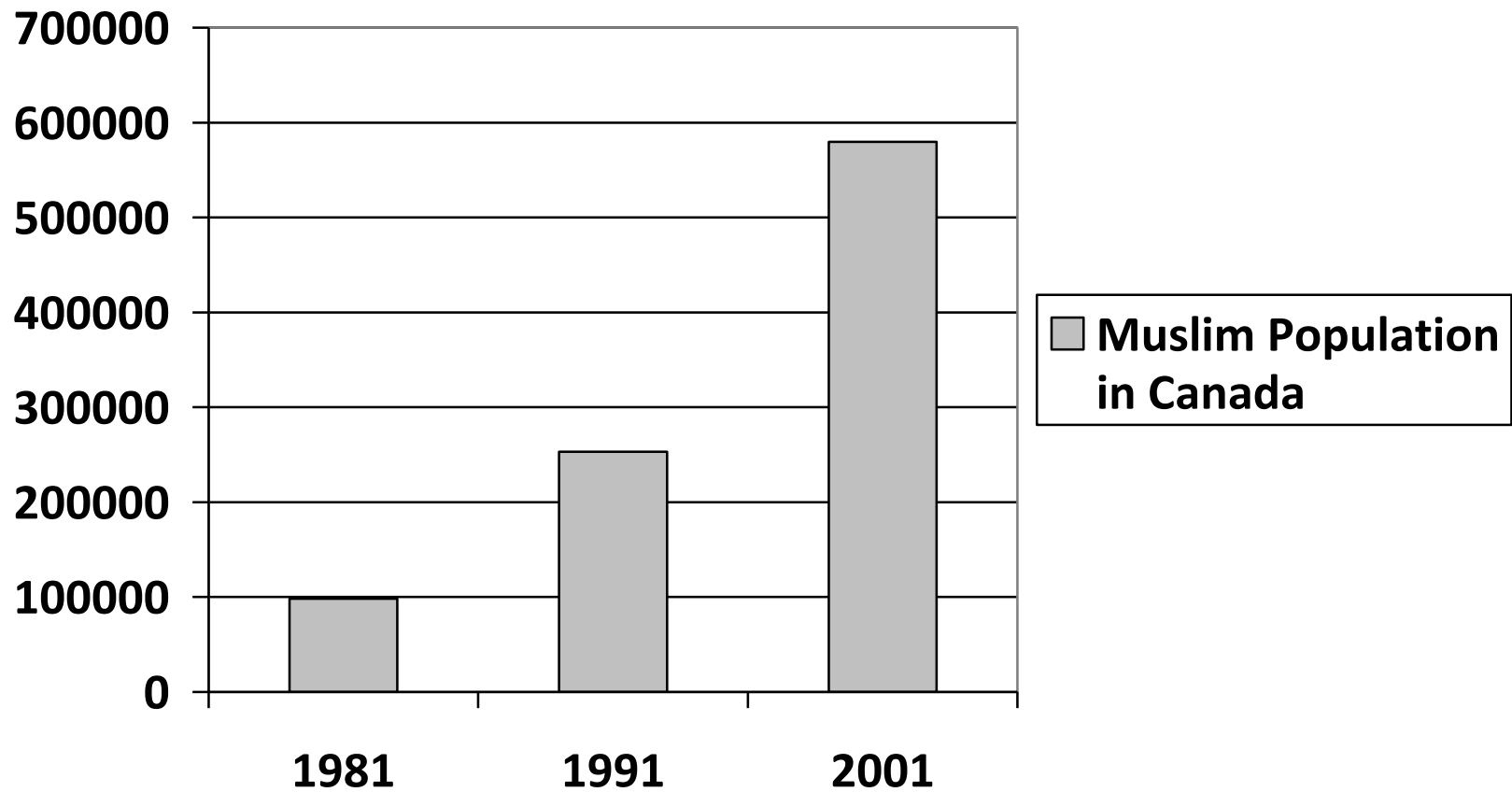
**Fig. 2.0**  
**Persons Reporting No Religion by Age Groups in Canada (2001)**



**Source – 2001 Canadian Census Data**

**SOMETHING TO THINK ABOUT:** On average, people who reported they had no religion tended to be younger than the general population.

**Fig. 3.0**  
**The Muslim Population in Canada**



**SOMETHING TO THINK ABOUT:** Out of all the religious groups in Canada, Islam has had the largest increase.

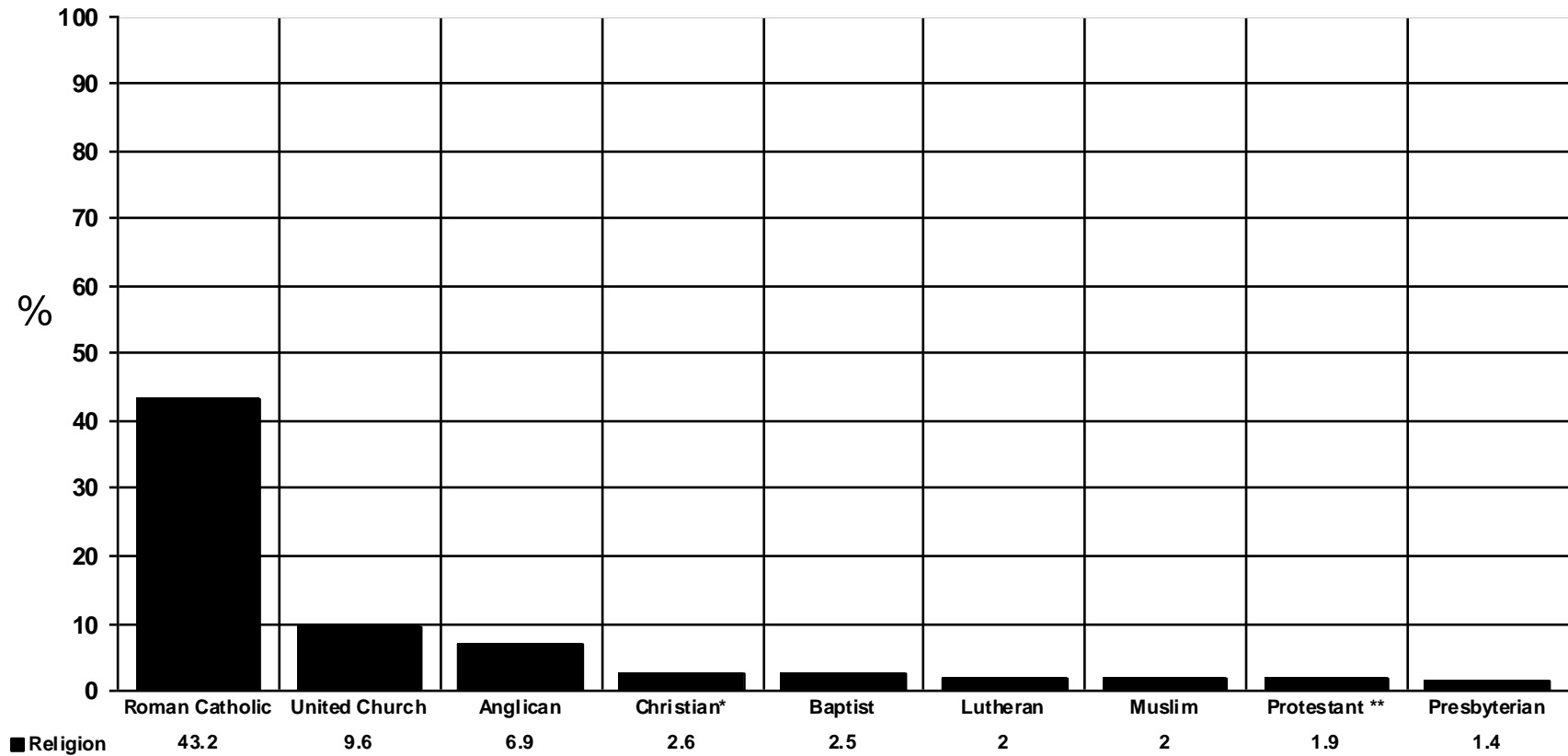

**Source – 2001 Canadian Census Data**

**Fig. 4.0**  
**Religious Affiliation in London Ontario**

<b>TOTAL RELIGION</b>	<b>332, 940</b>
<b>Catholic</b> (Roman, Eastern, Polish, Old Catholic)	97,015
<b>Protestant</b>	135,755
<b>Christian Orthodox</b>	5,925
<b>Christian</b>	8,270
<b>Muslim</b>	11,460
<b>Buddhist</b>	2,485
<b>Jewish</b>	1,825
<b>Hindu</b>	1,400
<b>Sikh</b>	485
<b>Eastern Religions</b> (Bahai, Jains, Shinto, Zoroastrian, Taoist, Eckankar)	455
<b>Other Religions</b> (Aboriginal, Pagan, Wicca, Pantheist, Scientology, New Age)	855
<b>No Religion</b> (Agnostic, Atheist, Humanist)	67,005

Source – 2001 Canadian Census Data

**Fig. 5.0**  
**Top Religious Denominations, Canada, 2001**



\*Includes persons who report Christian, Apostolic, Born-Again, and Evangelical.

\*\*Includes persons who report only Protestant.

Source – 2001 Canadian Census Data