

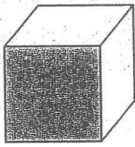
# Geometry and Spatial Sense

Grade 1 - Assessment

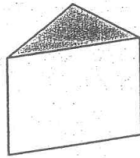
Name: \_\_\_\_\_

	Target Met	Still Progressing
Identify the 2D faces of 3D figures.		
Identify if an object is symmetrical.		
Similarities and differences between 3D figures and everyday objects.		

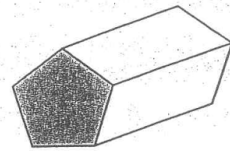
**Name the shaded faces.**



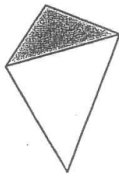
\_\_\_\_\_



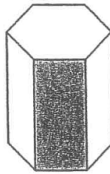
\_\_\_\_\_



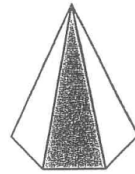
\_\_\_\_\_



\_\_\_\_\_



\_\_\_\_\_

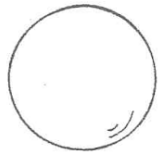


\_\_\_\_\_

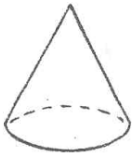
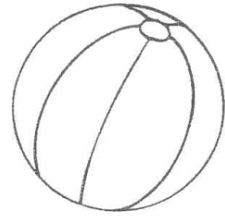
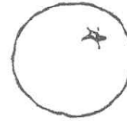

Look at each item and decide if it is **symmetrical**. Circle **yes** or **no**.

<p>yes      no</p>	<p>yes      no</p>	<p>yes      no</p>	<p>yes      no</p>
--------------------	--------------------	--------------------	--------------------

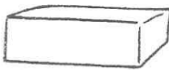
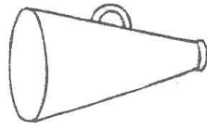
Cross out (X) the shape that does not belong.



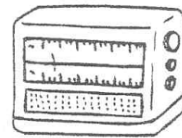

sphere



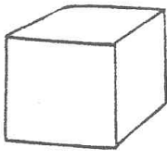

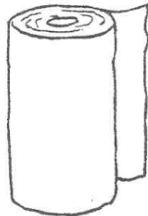
cone



rectangular  
prism



cylinder



cube

