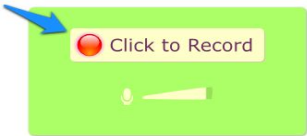








You will use Vocaroo to record yourself talking about who you are as a person.

Please follow the steps below.

Step	What to do	Finished? 
1	Please go to this website. http://vocaroo.com/	
2	Click this button. 	
3	Click green "allow" button.	
4	Start by saying your <ul style="list-style-type: none"> ● full name, ● date of birth, ● age, ● home country. 	
5	Explain 2 things you like to do when you are not at school. <div style="display: flex; justify-content: space-around; align-items: center;">   </div>	
6	Describe your favourite food. <div style="text-align: center;">  </div>	
7	Explain why you are taking this Drama class.	

Step	What to do	Finished? 
8	When you are finished, click “click to stop”	
9	Click “listen” to hear your recording.	
10	If you like it, click “click here to save >>”	
11	Then, click “email” and send to deborah.grinnell@ocdsb.ca from your ocdsb email.	
12	Type the moving red letters in the box.	
13	Click “send”.	
14	You are finished.	