



Digital Skills for Democracy: Inquiry and Blended Learning

February 10, 2021

OTF Webinar

Zoe Flatman and Rachel Collishaw

Elections
& Democracy

A learning initiative from Elections Canada


Engage.
Empower.
Learn.





Poll

Who is here today?





Elections Canada's educational resources are:

- Inquiry based
- Cross-curricular
- Collaborative
- Non-partisan
- Bilingual
- Accessible
- Free



Each lesson includes:

- Big Idea
- Inquiry Question
- A three-part lesson structure
- Hands-on materials





New blended learning tools from Elections Canada

- Adapt our physical resource kits to your blended learning environment
- Use both online and in-class strategies to best support your students' learning

The screenshot shows a digital document titled "Blended Learning Guide - Civic Action: Then and Now" from Elections Canada. The document is structured with a sidebar on the left containing a back arrow, the title "Blended Learning Guide", and a sub-link "Blended Learning Menu". The main content area includes the Elections Canada logo, the title "Blended Learning Guide", an introduction paragraph, an "Overview" section, a "Blended Learning Menu" section, a "Teacher tip", and a table comparing "In-Class" and "Online" activities.

Blended Learning Guide

In this guide, you will find tools to adapt Elections Canada's resource [Civic Action: Then and Now](#) in a blended learning environment, using both online and in-class strategies to best support your students' learning. You can [order the physical resource kit](#) to have the hands-on materials ready to use in the classroom, regardless of how you choose to blend the learning.

Overview

This activity asks students to examine historical case studies to better understand how political change happens. After reading cards describing different types of actions that citizens took, students sort the cards into four categories of civic action. They can then apply that understanding to a present-day issue that they care about.

[Review the full classroom activity](#)

Blended Learning Menu

Civic Action: Then and Now was originally designed to engage students in purposeful small-group discussion and collaboration in the classroom using activity boards and cards. The menu below provides some suggested strategies and tools you can use to maintain the intent of the lessons as you support your students in either an online or in-class environment. The activities can be blended seamlessly in any way that works for you and your students.

Teacher tip: Make a copy of all materials in your own Drive before sharing with your students.

	In-Class	Online
Minds On	Ask students to write their responses to the "Before the case study questions" in the Thinking Guide that you will find in the teacher's guide.	Ask students to respond individually to the "Before the case study questions" in the Thinking Guide Online . Or they could complete the questions in your Virtual Learning Environment using a discussion forum or portfolio tool.
Activity	Play one or both introductory videos related to each case study: Women and the Vote in Manitoba	Have students watch one or both introductory videos related to each case study: Women and the Vote in Manitoba

This activity has been developed by Elections Canada as part of an educational resource. For more information, please visit [electionsanddemocracy.ca](#)




Blended learning includes:

- a seamless connection between online and in-class learning
- a virtual learning environment
- increased student-to-student and student-to-teacher collaboration
- increased student control over time, place, pace and path of learning
- repurposed instructional time



Digital Skills for Democracy

Assessing online information
to make civic choices





Minds On

True or false?

All kangaroos are left-handed.

Answer: *Mostly true. Grey and red kangaroos, the two largest species, are nearly all left-handed.*



There are two kinds of false information online:

Misinformation: When people share something they think is true but isn't.

Disinformation: When people share false or misleading information on purpose.



Five Digital Strategies:

1. Find the original
2. Verify the source
3. Check other information
4. Read fact-checking articles
5. Turn to places you trust

✖ Five Digital Strategies

It may seem hard to tell what's true online and what isn't true. Here are five simple strategies you can use to help you.

1. Find the original

A lot of stories are shared on social media. It's important to find the original source so you can decide how much you can trust it.

2. Verify the source

How trustworthy is the source you've found? Do an online search to see whether other people or groups think it can be trusted.

3. Check other information

Don't rely on just one source. Look at how the story is being covered by different trusted news outlets and organizations.

4. Read fact-checking articles

You don't have to do everything yourself! Find fact-checking articles at sites like snopes.com and AFP Fact Check (factcheck.afp.com/afp-canada).


5. Turn to places you trust

Some sources give you a reason to trust them: they are authorities on a certain topic or have a good track record for accuracy.



Activity

Scenarios





Activity

Graphic Organizer

Graphic organizer: Record your thinking

Use this worksheet to record your thinking. Each time you read a new card and get new information, mark an X in one of the boxes to rate how trustworthy you think the story is. Explain your rating in the space provided.

Card	How trustworthy do you think the story is?					Explain your rating
	1	2	3	4	5	
Card A Scenario		X				Reddit isn't verified, but why would someone lie about that?
Card B Strategy				X		Seems trustworthy to me, but I would still like an official source
Card C Strategy			X			It's just one person's blog, but they seem to be a lawyer, so qualified to talk about laws
Card D Strategy					X	Elections Canada verified accuracy
Card E Answer						

Digital Skills for Democracy



Activity


Online adaptation

Round 2 - Texting scenario

Read the following scenario and record your thinking. Each time you get new information, mark how trustworthy you think the story is.

**Required*

In the lead-up to the 2016 US presidential election, many tweets were shared saying that you can vote from home by text. The photos contained Hillary Clinton's official logo and image. Was it true?

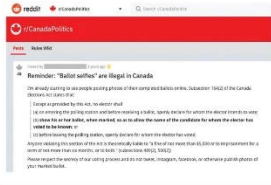


Round 2 - Selfie scenario

Read the following scenario and record your thinking. Each time you get new information, mark how trustworthy you think the story is.

**Required*

You're looking forward to sharing your first time voting with everyone in your social media network. Then you see a Reddit post saying it's illegal to post a selfie of your ballot. How do you know if that's true?




Round 2 - Bridge scenario

Read the following scenario and record your thinking. Each time you get new information, mark how trustworthy you think the story is.

**Required*

You see a tweet claiming that the Venezuelan government has blockaded a bridge that would have been used to ship food aid into the country. You want to know more.




Round 2 - Flag scenario

Read the following scenario and record your thinking. Each time you get new information, mark how trustworthy you think the story is.

**Required*

In 2016, the government of the United Kingdom held a referendum about whether the UK should leave the European Union. In 2018, this video of a man failing to burn an EU flag was a widely shared meme. Did this flag burning really happen?




Round 2 - Delay scenario

Read the following scenario and record your thinking. Each time you get new information, mark how trustworthy you think the story is.

**Required*

You see a tweet that says voting hours will be extended in today's election. It would be great if you were able to vote a bit later, but if it isn't true, you might not be able to vote at all.





Consolidation

Students share their thinking:

- Our final trustworthiness ranking is...
- The strategy we found the most helpful was...

✖ Teacher Summary

Below are brief summaries of the scenarios and strategies used in the Round 1 and Round 2 activities.

Scenarios: Round 1	Strategies used
✖ Wolves The biggest local issue in the upcoming election is a plan to reintroduce wolves to the nearby national park to help control the deer population.	<ul style="list-style-type: none">• Find the original• Check other information• Verify the source
✖ Weather Your friend sends you a news story saying that voting has been delayed until tomorrow because of bad weather.	<ul style="list-style-type: none">• Turn to places you trust• Find the original• Verify the source
✖ University The first election you're eligible to vote in is coming up, but you're away at university and you're not sure where you can vote.	<ul style="list-style-type: none">• Find the original• Verify the source• Turn to places you trust
✖ Prime Minister You see a social media post saying that although you have to be 18 to vote in federal elections in Canada, you can vote for the prime minister if you are 14 or older.	<ul style="list-style-type: none">• Find the original• Turn to places you trust• Turn to places you trust
✖ Protest A week before an election, a photo on social media shows the leading candidate at a protest held by a group that encourages violence.	<ul style="list-style-type: none">• Find the original• Check other information• Turn to places you trust



Consolidation

Discussion:

- What do you think is the best way to respond to false or misleading information online?
- How do you think misinformation and disinformation could affect our elections?



Consolidation

Reflection:

1. One thing I learned is...
2. The next time I want to find out if something online is true, I will...
3. To be an engaged and informed citizen in a democracy, it's important to...







Consolidation

What are your takeaways?



Explore all of our resources





Curriculum Connections

Our educational resources link to secondary-level curricula in every province and territory.

Step 1: Select your Province or Territory (mandatory)

Province or Territory

- Any -



Step 2: Narrow your results by searching for your course name or subject area, language, or Elections Canada resource

Course or subject area

Language

- Any -



Elections Canada resource

Civic Action: Then and Now



SUBMIT

RESET

Search Results (172 results found)



View, Download and Order

Visit our website:

electionsanddemocracy.ca

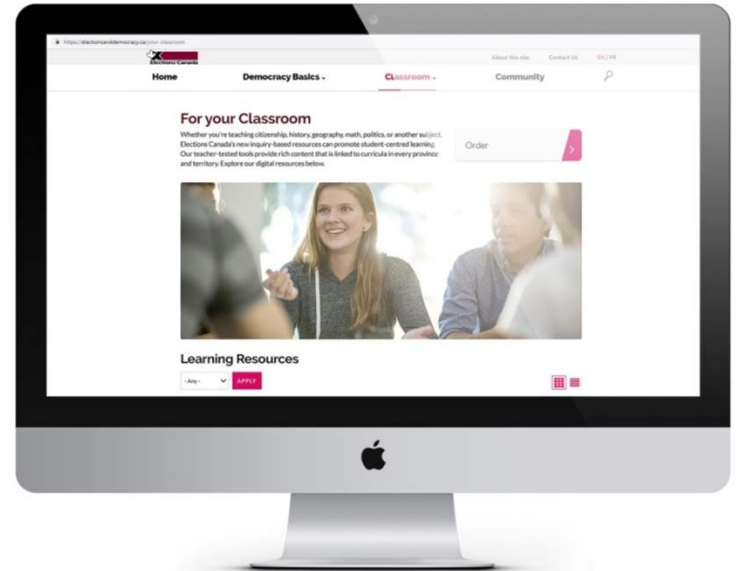
Follow us:



@democracyCA



Elections and Democracy





Thank you!