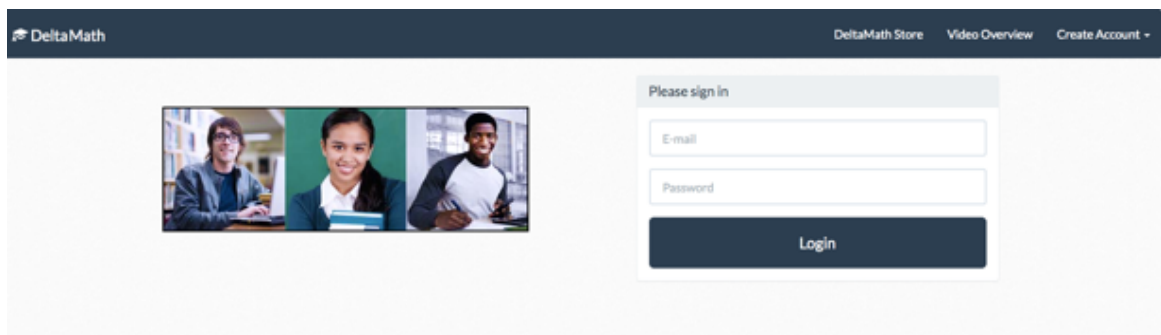


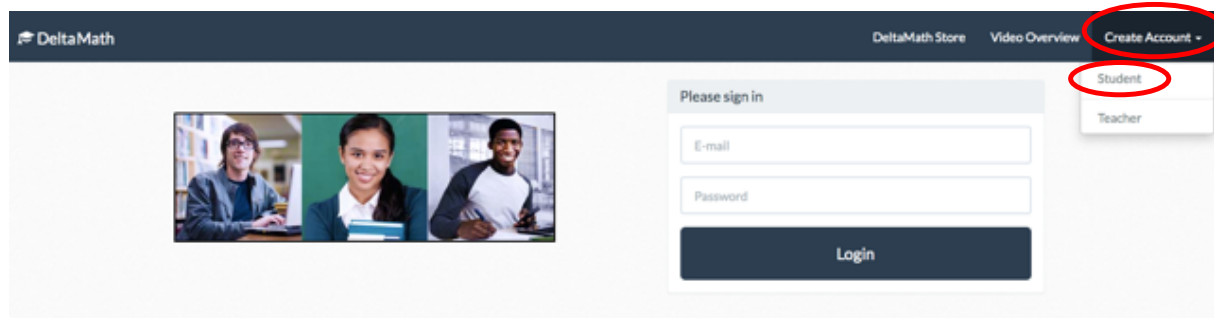
Instructions for Creating a Delta Math Account

Step 1: Go to www.deltamath.com



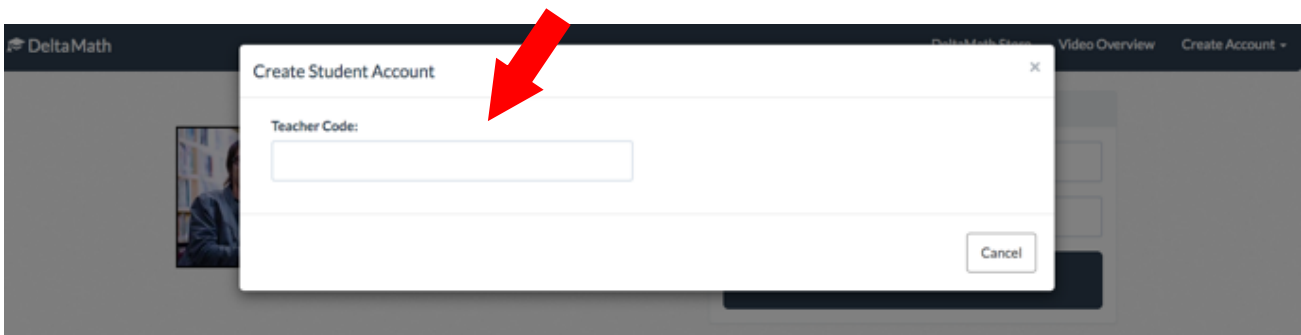
Step 2: Click 'Create Account' in the upper right corner of the page.

Select 'Student'.



Step 3: Enter your teacher code in the space provided.

Your teacher code is **677762**



Step 4: The screen below will appear.

Select the appropriate class.

Create Student Account ×

Teacher Code:

Teacher Name: Mrs. Oliver

Student and Login Information:

Class:

First Name:
Last Name:

Username:
Password:

Username (verify):

Password (verify):

By signing up, you are agreeing to the [Terms of Service](#)

Step 5: Enter your information. **DO NOT ENTER YOUR FULL NAME**
Enter your first name. For Last Name - enter your last initial only
DO NOT enter your last name as part of your user name.
Create your username as your first name last initial. Add numbers to make it unique

Example: If my name is Sammy Longtail, here is what I would enter:

First Name: Sammy

Last Name: L

Username: SammyL

Username (verify): SammyL

The image shows a registration form with the following fields and labels:

- First Name:** Input field with placeholder text "Your first name".
- Last Name:** Input field with placeholder text "Your last initial ONLY".
- Username:** Input field with placeholder text "First name last initial".
- Username (verify):** Input field.
- Password:** Input field.
- Password (verify):** Input field.

Below the form, there is a line of text: "By signing up, you are agreeing to the [Terms of Service](#)".

At the bottom right, there are two buttons: "Create Account" (with a checkmark icon) and "Cancel".

Red circles are drawn around the "Your first name", "Your last initial ONLY", "First name last initial", and the "Username (verify)" input fields.

Step 6: Create a password that is at least 8 characters long
Then click 'Create Account'.

IMPORTANT: Write down your username and password in case you forget it!

The screenshot shows a 'Create Student Account' form. At the top, there is a 'Teacher Code' field containing '677762' and a 'Teacher Name' field containing 'Mrs. Oliver'. Below this is the 'Student and Login Information' section. It includes a 'Class' dropdown menu set to 'Teacher Prep', a 'First Name' field with 'Sam', and a 'Last Name' field with 'L'. There are 'Username' and 'Username (verify)' fields, both containing 'SammyL'. The 'Password' and 'Password (verify)' fields are both filled with '*****' and are circled in red. Below the password fields is a line of text: 'By signing up, you are agreeing to the Terms of Service'. A pink error message box at the bottom states 'You must add yourself to at least one class.' At the bottom right, there are two buttons: a green 'Create Account' button with a checkmark and a white 'Cancel' button. A large red arrow points from the bottom right towards the 'Create Account' button.